


A Guide to Finding Copyright-Friendly Images for Educational Use

by Nick LaFave



Before using images you find online, you need to check the its usage rights. It is not simply enough to provide a citation to the image. You must make sure that the owner of the image approves of reusing it, how you may use it, and how it needs to be cited. Use this guide to find images that you may use for educational purposes.

Sites That Provide Copyright / Royalty - Free Images

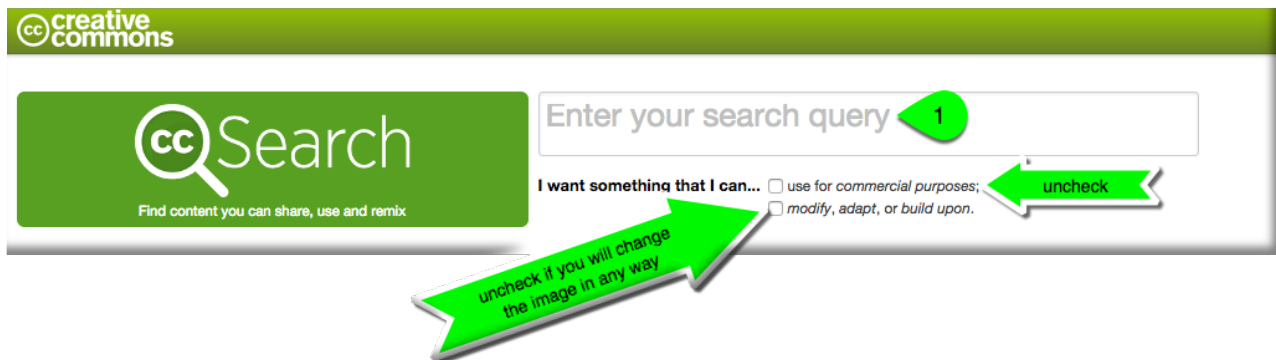
Site	URL	Free?	Attribution?
Pixabay	https://pixabay.com/	All	Not Required
Photos for Class	http://photosforclass.com/	All	Automatically Cited
Picks4Learning	http://www.pics4learning.com/	All	Citations Provided
FreeDigitalPhotos.net	http://www.freedigitalphotos.net/	Small Images are Free	Required
Flickr – The Commons	https://www.flickr.com/commons	All	Not Required

Three Ways to Search for Copyright-Friendly Images

1. Creative Commons Search

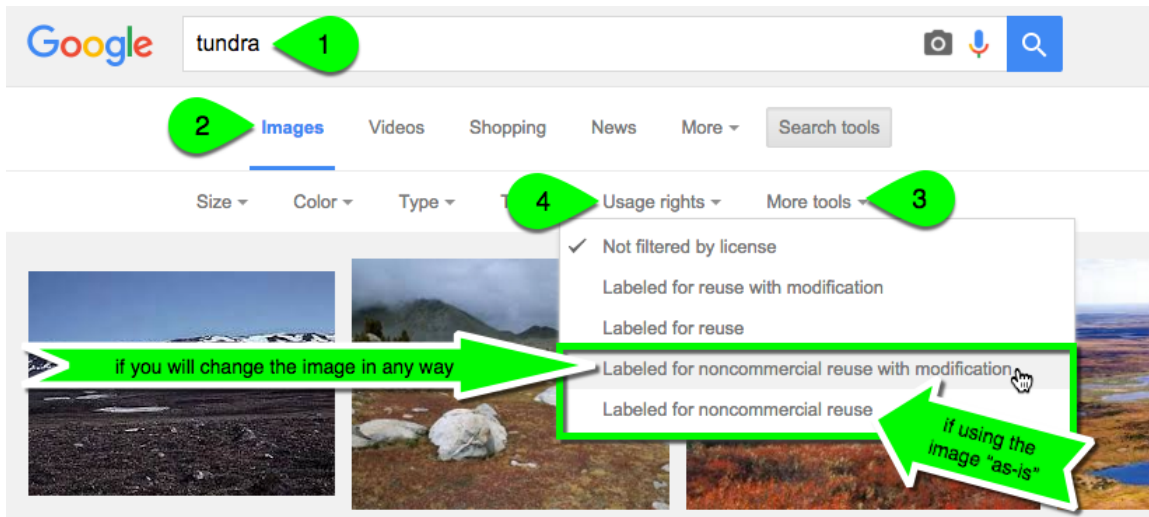
<http://search.creativecommons.org/>

Use the image below to search images that are licensed under creative commons.



2. Google Images Usage Rights Filter

Use the image below to help you filter images by usage rights.

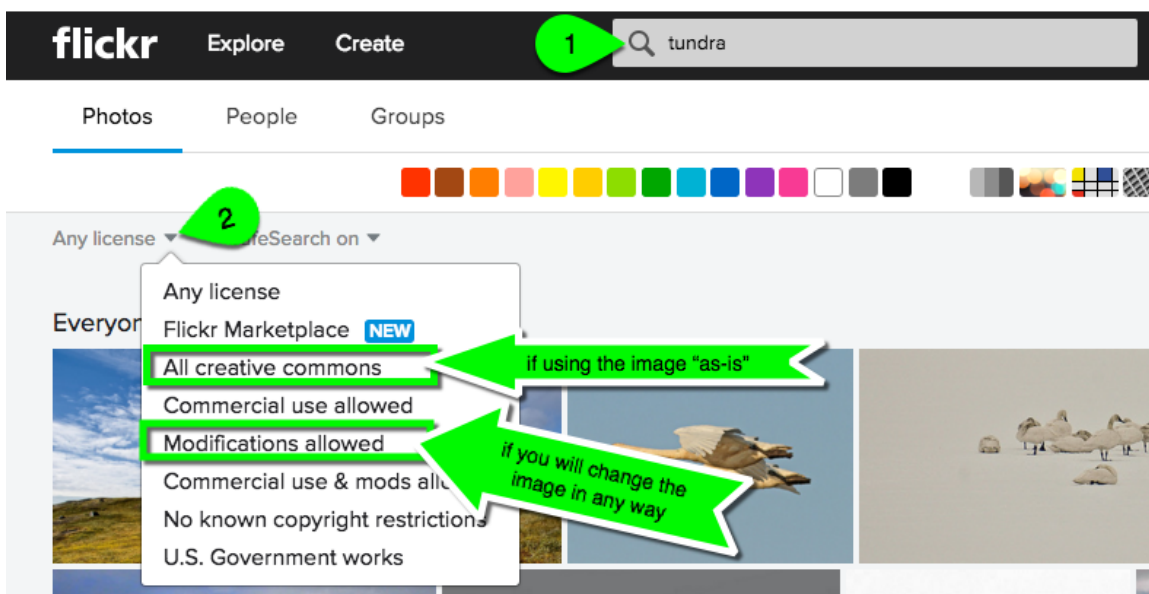


Noncommercial choices will return more results. This is typically what you will use unless you're using the images in a format that you will earn money from, or use in advertising.

- **Noncommercial Reuse with Modification** – If you are going to change the image in any way.
- **Noncommercial Reuse** – If you are going to use the image as-is (no changes).

3. Flickr License Filter

Use the image below to help you filter Flickr images by usage rights.



Understanding Flickr Usage Rights:

- **All Creative Commons** – If you are using the image as-is.
- **Modifications Allowed** – If you are going to modify the image in any way.
- **No Known Copyright Options** – Can be used in any way without restrictions.
- **Public Domain** – Can be modified and used for any application. No attribution required.
 - **US Government Works** – Considered Public Domain
 - **“The Commons”** – Considered Public Domain

Note: Sites like Google Images and Flickr can't guarantee that the licensing information is accurate. It's a good idea to check the image source to make sure the image is legitimately licensed and to check the exact terms of reuse.

Citing Images

It's a good practice (and common courtesy) to properly cite all images, even those that don't require it.

*There are many ways to cite an image, and you should check the image license. Creative Commons provides an easy to remember guideline for what to include in a citation, often referred to as **TASL**:*

- *Title (if provided)*
- *Author (usually a person, sometimes a company or organization)*
- *Site (Hyperlink, or URL to the original image)*
- *License*
 - **Creative Commons:** List the creative commons license type (abbreviations are fine) with a link to the license. [Click here for license explanations, abbreviations, and summaries for each license type.](#)
 - **Copyrighted Images:** Images with a copyright notice should include the original copyright notice.

Example



Tundra the Snowy Owl by [Will Thomas](#) (CC BY 2.0)